



**Financial statements
for the period ended
28 February 2025**

CONTENTS

Page

Certification

Statement by Managing Director and Chief Financial Officer	3
--	---

Primary financial statement

Statement of Comprehensive Income	4
Statement of Financial Position	5
Statement of Changes in Equity	6
Cash Flow Statement	7

Overview

Overview of the FRDC	8
----------------------	---

Notes to the financial statements:

1. Financial performance

1.1 Expenses	9
1.2 Own-source income and revenue from the Australian Government	11

2. Financial position

2.1 Financial assets	12
2.2 Non-financial assets	13
2.3 Payables	15
2.4 Interest bearing liabilities	16

3. People and relationships

3.1 Employee provisions	16
3.2 Key management personnel remuneration	17
3.3 Annual total remuneration ranges paid to key management personnel	17
3.4 Related party disclosures	17

4. Financial instruments and fair value measurement

4.1 Financial instruments	20
4.2 Fair value measurement	21

5. Other information


5.1 Current/non-current distinction for assets and liabilities	21
--	----

FISHERIES RESEARCH AND DEVELOPMENT CORPORATION (FRDC)

STATEMENT BY MANAGING DIRECTOR AND CHIEF FINANCIAL OFFICER

In our opinion, the attached financial statements for the period ended 28 February 2025 comply with subsection 42(2) of the Public Governance, Performance and Accountability Act 2013 (PGPA Act), and are based on properly maintained financial records as per subsection 41(2) of the PGPA Act.

In our opinion, at the date of this statement, there are reasonable grounds to believe that the FRDC will be able to pay its debts as and when they fall due.



Signed.....
Dr Patrick Hone
Managing Director

Apr 14, 2025

Date



Signed.....
Ms Cheryl Cole
Chief Financial Officer

Apr 14, 2025

Date

Statement of Comprehensive Income

for the period ended 28 February 2025

		2024-25	2023-24	Original PBS
	Notes	\$	\$	budget
				\$
NET COST OF SERVICES				
Expenses				
Employee benefits	1.1A	3,416,426	2,927,589	5,476,000
Suppliers	1.1B	799,956	670,838	1,431,000
Research and development	1.1C	29,166,805	21,608,829	45,003,000
Depreciation and amortisation	2.2A	196,049	218,344	400,000
Finance costs	1.1D	20,724	22,026	26,000
Total expenses		33,599,960	25,447,626	52,336,000
Own-source income				
Own-source revenue				
Revenue from contracts with customers	1.2A	2,400,570	220,000	-
Interest	1.2B	586,981	1,001,445	900,000
Contributions	1.2C	5,062,914	2,618,466	10,111,000
Other revenue	1.2D	204,845	163,134	7,200,000
Total own-source revenue		8,255,310	4,003,045	18,211,000
Net (cost of) services		(25,344,650)	(21,444,581)	(34,125,000)
Revenue from the Australian Government	1.2E	17,497,534	16,389,941	28,621,000
(Deficit)/Surplus		(7,847,116)	(5,054,640)	(5,504,000)
OTHER COMPREHENSIVE INCOME				
Items not subject to subsequent reclassification to net cost of services				
Changes in asset revaluation reserve	2.2A	-	-	-
Total comprehensive (loss)/income		(7,847,116)	(5,054,640)	(5,504,000)

The above statement should be read in conjunction with the accompanying notes.

Statement of Financial Position

as at 28 February 2025

	Notes	2024-25 \$	2023-24 \$	Original PBS budget \$
ASSETS				
Financial assets				
Cash and cash equivalents	2.1A	13,881,346	27,572,123	18,483,000
Trade and other receivables	2.1B	4,082,066	990,872	978,000
Total financial assets		17,963,412	28,562,995	19,461,000
Non-financial assets ¹				
Buildings	2.2A	636,663	796,138	557,000
Plant and equipment	2.2A	94,224	154,860	174,000
Intangibles	2.2A	91,342	161,979	185,000
Other non-financial assets	2.2B	44,537	31,300	22,000
Total non-financial assets		866,766	1,144,277	938,000
Total assets		18,830,178	29,707,272	20,399,000
LIABILITIES				
Payables				
Suppliers	2.3A	51,500	16,500	200,000
Projects	2.3B	4,448,602	7,117,729	3,634,000
Other payables	2.3C	(3,148)	101,760	-
Total payables		4,496,954	7,235,989	3,834,000
Interest bearing liabilities				
Leases	2.4A	692,839	846,802	592,000
Total interest bearing liabilities		692,839	846,802	592,000
Provisions				
Employee provisions	3.1A	1,478,990	1,398,753	1,500,000
Total provisions		1,478,990	1,398,753	1,500,000
Total liabilities		6,668,783	9,481,544	5,926,000
Net assets		12,161,395	20,225,728	14,473,000
EQUITY				
Asset revaluation reserve		783,933	778,225	828,000
Retained earnings		11,377,462	19,447,503	13,645,000
Total equity		12,161,395	20,225,728	14,473,000

¹ Right-of-use assets are included in the following line item - Buildings.

The above statement should be read in conjunction with the accompanying notes.

Statement of Changes in Equity
for the period ended 28 February 2025

	2024-25 \$	2023-24 \$	Original PBS budget \$
RETAINED EARNINGS			
Opening balance			
Balance carried forward from previous period	19,224,578	24,502,143	19,149,000
Opening balance	19,224,578	24,502,143	19,149,000
Comprehensive income			
(Deficit) for the period	(7,847,116)	(5,054,640)	(5,504,000)
Closing balance as at 28 February 2025	11,377,462	19,447,503	13,645,000
ASSET REVALUATION RESERVE			
Opening balance			
Balance carried forward from previous period	783,933	778,225	808,000
Opening balance	783,933	778,225	808,000
Comprehensive income			
Other comprehensive income	-	-	20,000
Closing balance as at 28 February 2025	783,933	778,225	828,000
TOTAL EQUITY			
Opening balance			
Balance carried forward from previous period	20,008,511	25,280,368	19,957,000
Adjusted opening balance	20,008,511	25,280,368	19,957,000
Comprehensive income			
(Deficit) for the period	(7,847,116)	(5,054,640)	(5,504,000)
Other comprehensive income	-	-	20,000
Total comprehensive income	(7,847,116)	(5,054,640)	(5,484,000)
Closing balance as at 28 February 2025	12,161,395	20,225,728	14,473,000

The above statement should be read in conjunction with the accompanying notes.

Cash Flow Statement

for the period ended 28 February 2025

	Notes	2024-25 \$	2023-24 \$	Original PBS budget \$
OPERATING ACTIVITIES				
Cash received				
Receipts from the Australian Government		22,767,664	21,256,421	28,621,000
Contributions		2,618,125	4,896,485	18,712,000
Interest		541,737	789,321	900,000
Net GST received		2,941,747	2,380,529	1,611,000
Other		225,330	179,447	-
Total cash received		29,094,603	29,502,203	49,844,000
Cash used				
Employees		(3,320,450)	(3,062,994)	(5,476,000)
Suppliers		(1,128,550)	(650,309)	(1,431,000)
Research and development		(33,233,517)	(24,285,854)	(48,492,000)
Interest payments on lease liabilities		(20,724)	(22,026)	(26,000)
Total cash used		(37,703,241)	(28,021,183)	(55,425,000)
Net cash (used by) operating activities		(8,608,638)	1,481,020	(5,581,000)
INVESTING ACTIVITIES				
Cash used				
Purchase of property, plant and equipment		-	-	(50,000)
Purchase of intangibles		-	-	(100,000)
Total cash used		-	-	(150,000)
Net cash (used by) investing activities		-	-	(150,000)
FINANCING ACTIVITIES				
Cash used				
Principal payments of lease liabilities		(114,372)	(97,373)	(180,000)
Total cash used		(114,372)	(97,373)	(180,000)
Net cash (used by) financing activities		(114,372)	(97,373)	(180,000)
Net (decrease) in cash held		(8,723,010)	1,383,647	(5,911,000)
Cash and cash equivalents at the beginning of the reporting period		22,604,356	26,188,476	24,394,000
Cash and cash equivalents at the end of the reporting period	2.1.	13,881,346	27,572,123	18,483,000

The above statement should be read in conjunction with the accompanying notes.

Overview

Overview of the FRDC

The FRDC is an Australian Government controlled entity. It is a not-for-profit entity established as a statutory corporation on 2 July 1991 under the provisions of the *Primary Industries Research and Development Act 1989* (PIRD Act). The FRDC's principal place of business is 25 Geils Court Deakin, ACT 2600.

The FRDC's mission is to act as a national thought leader, facilitating knowledge creation, collaboration and innovation to shape the future of fishing and aquaculture in Australia for the benefit of the Australian people. To achieve this, the FRDC plans, invests in and manages research and development (R&D) for fishing and aquaculture, and the wider community, and ensures that the resulting knowledge and innovation is adopted for impact. The FRDC also undertakes monitoring of key indicators of change across fishing and aquaculture. This helps in the evaluation of impact that results from the FRDC's investments. Information collected is also of use to decision makers, to understand and respond to emerging issues.

The FRDC's strong relationships with sectors, managers and researchers are fundamental to enable the needs of key stakeholders to be identified and addressed.

The FRDC is structured to meet the following outcome:

Increased economic, social and environmental benefits for Australian fishing and aquaculture, and the wider community, by investing in knowledge, innovation and marketing.

The continued existence of the FRDC in its present form and with its present programs is dependent on Australian Government policy, and on continuing funding from the Australian Government for the FRDC's administration and programs.

The basis of preparation

The financial statements are required by:

- a) Section 42 of the *Public Governance, Performance and Accountability Act 2013*.

The financial statements have been prepared in accordance with:

- a) *Public Governance, Performance and Accountability (Financial Reporting) Rule 2015* (FRR); and
- b) Australian Accounting Standards and Interpretations - including simplified disclosures for Tier 2 Entities under AASB 1060 issued by the Australian Accounting Standards Board (AASB) that apply for the reporting period.

The financial statements have been prepared on an accrual basis, and in accordance with the historical cost convention, except for certain assets and liabilities at fair value. Except where stated, no allowance is made for the effect of changing prices on the results or the financial position. The financial statements are presented in Australian dollars.

New accounting standards

All new, revised and amending standards and/or interpretations that are applicable to the current reporting period for the first time do not have a material effect on FRDC's financial statements.

Taxation

The FRDC is exempt from all forms of taxation except Fringe Benefits Tax (FBT) and the Goods and Services Tax (GST).

Events after the reporting period

No events have occurred after the Statement of Financial Position date.

1. Financial performance

	2024-25	2023-24
Note 1.1: Expenses	\$	\$
Note 1.1A: Employee benefits		
Wages and salaries	2,797,865	2,615,880
Superannuation		
Defined contribution plans	326,608	206,929
Defined benefit plans	221,398	240,184
Leave and other entitlements	70,555	(135,404)
Total employee benefits	3,416,426	2,927,589
Accounting policy		
Accounting policies for employee related expenses are contained in the People and relationships section at Note 3.1A.		
Note 1.1B: Suppliers		
Goods and services supplied or rendered		
Asset purchases less than \$5,000	44,153	18,923
Audit fees	51,500	-
External service providers	51,934	106,127
Insurance	29,445	28,303
Information technology	262,712	151,243
Legal	33,029	39,278
Office supplies	8,881	6,969
Postage and couriers	494	376
Property	20,709	17,186
Recruitment/director selection costs	69,397	41,787
Telecommunications	18,957	22,145
Training	35,620	24,551
Travel	80,039	52,171
Other	82,058	150,900
Total goods and services supplied or rendered	788,928	659,959
Other suppliers		
Workers compensation expenses	11,028	8,879
Short-term leases ¹	-	2,000
Total other suppliers	11,028	10,879
Total suppliers	799,956	670,838

¹ The FRDC has no short-term lease commitments as at 28 February 2025.

The above lease disclosure should be read in conjunction with the accompanying Notes 2.2A and 2.4A.

Accounting policy

Short-term leases and leases of low-value assets

The FRDC has elected not to recognise right-of-use assets and lease liabilities for short-term leases of assets that have a lease term of 12 months or less and leases of low-value assets (less than \$10,000 per asset). The entity recognises the lease payments associated with these leases as an expense on a straight-line basis over the lease term.

	2024-25	2023-24
Note 1.1: Expenses continued	\$	\$
Note 1.1C: Research and development		
Projects		
Australian Government entities (related parties)	1,884,136	1,156,645
State and territory governments	6,115,165	2,663,269
Universities and educational bodies	5,951,303	4,851,865
Cooperative research centres	4,270,832	53,342
Research and development corporations	155,752	10,000
Industry (commercial, recreational and Indigenous, research)	4,905,389	9,329,961
Overseas research entities	96,000	-
Private providers	4,872,337	2,785,080
Stakeholder engagement and R&D activities ¹	915,892	758,667
Total research and development	29,166,805	21,608,829

¹ Stakeholder engagement and R&D activities include the dissemination of research outputs, extension activities, development and R&D support.

Accounting policy

The FRDC recognises project liabilities through project agreements that require research partners to perform services or provide facilities, or to meet eligibility criteria. In these cases, liabilities are recognised only to the extent that the services required have been performed to the FRDC's satisfaction, an invoice issued consistent with the contractual requirements and the invoice approved by the FRDC delegate.

Project commitments

Project commitments comprise the future funding of approved projects that are contingent on the achievement of agreed deliverables over the life of those projects (project agreements are exchanged prior to release of the first payment on a project). Projects, where amounts were payable but were unpaid at the end of the period, have been brought to account as project payables. The FRDC contracts to fund projects in future years in advance of receipt of the income needed to fund them. FRDC manages this risk by having the project agreement allow for termination at its sole discretion for any reason. If the FRDC were to terminate a project agreement, it would only be liable to compensate the research partner for any reasonable costs in respect of unavoidable loss incurred by the research provider and directly attributable to the termination of the agreement, provided that the costs are fully substantiated to the FRDC.

Project commitments are payable as follows:

Within 1 year	30,148,204	39,164,397
More than 1 year	50,692,175	56,426,843
More than 5 years	253,000	10,371,750
Total project commitments	81,093,378	105,962,990

Note: Project commitments are GST inclusive.

Note 1.1D: Finance costs

Finance leases	20,724	22,026
Total finance costs	20,724	22,026

The above lease disclosures should be read in conjunction with the accompanying Notes 2.2A and 2.4A.

	2024-25	2023-24
	\$	\$
Note 1.2: Own-source income and revenue from the Australian Government		
Own-source revenue		
Note 1.2A: Revenue from contracts with customers		
Australian Government entities (related parties)	2,400,570	220,000
Total revenue from contracts with customers	2,400,570	220,000
Accounting policy		
Revenue from contracts with customers is recognised when control has been transferred to the buyer. The FRDC determines a contract is in scope of AASB 15 when the performance obligations are required by an enforceable contract and the performance obligations within the enforceable contract are sufficiently specific to enable the FRDC to determine when they have been satisfied. The FRDC determines there to be an enforceable contract when the agreement creates enforceable rights and obligations. Performance obligations are sufficiently specific where the promises within the contract are specific to the nature, type, value and quantity of the services to be provided and the period over which the services must be transferred.		
The FRDC receives revenue from the Australian Government under which it manages a suite of research activities. These activities are listed at Note 2.3B. FRDC has specific funding agreements with the Australian Government that include enforceable rights and performance obligations. The FRDC initially recognises the funding received as a liability to recognise the contract liability. Once the performance obligations have been satisfied as per the funding agreement deliverables over time, it is then recognised as revenue.		
The transaction price is the total amount of consideration to which the FRDC expects to be entitled in exchange for transferring promised goods or services to a customer. The consideration promised in a contract with a customer may include fixed amounts, variable amounts, or both. All consideration promised in contracts with customers is included in the transaction price.		
Receivables for services, which have 30 day terms, are recognised at the nominal amounts due less any impairment allowance account.		
Collectability of debts is reviewed at the end of the reporting period. Allowances are made when collectability of the debt is no longer probable.		
Note 1.2B: Interest		
Deposits	586,981	1,001,445
Total interest	586,981	1,001,445
Note 1.2C: Contributions		
Australian Prawn Farmers Association	259,440	263,940
Australian Fisheries Management Authority	30,100	-
Australian Capital Territory	50,000	-
New South Wales	703,579	414,448
Northern Territory	-	10,000
Queensland	1,230,000	-
South Australia	1,440,161	339,924
Tasmania	74,378	663,051
Victoria	201,245	200,000
Western Australia	1,074,011	727,103
Total contributions	5,062,914	2,618,466
Accounting policy		
Contributions are recognised as income when the FRDC recognises an asset in relation to a contribution or a right to receive a contribution, after recognising any other related amounts.		
Note 1.2D: Other revenue		
Project refunds of prior years expenditure	113,936	129,064
Other	-	14,070
Total other revenue	204,845	163,134

	2024-25	2023-24
	\$	\$

Note 1.2: Own-source income and revenue from the Australian Government continued

Note 1.2E: Revenue from the Australian Government

Department of Agriculture, Fisheries and Forestry

FRDC payment of 0.50% of AGVP ¹

Matching of industry contributions ²

Total revenue from the Australian Government

15,578,384	14,921,924
1,919,150	1,468,017
17,497,534	16,389,941

¹ AGVP is the average gross value of fisheries production for the current year and the two preceding financial years. The Australian Government's contribution of 0.50% of AGVP is made on the grounds that the FRDC exercises a stewardship role in relation to fisheries resources and aquaculture on behalf of the Australian community.

² Matching of industry contributions (up to 0.25% of AGVP) by the Australian Government.

Accounting policy

Revenue from the Australian Government

Revenues from the Australian Government are recognised when they are entitled to be received by the FRDC.

Funding received or receivable from non-corporate Commonwealth entities (appropriated to the non-corporate Commonwealth entity as a corporate Commonwealth entity payment item for payment to FRDC) is recognised as revenue from Government by the corporate Commonwealth entity unless the funding is in the nature of an equity injection or a loan.

2. Financial position

	2024-25	2023-24
	\$	\$

Note 2.1: Financial assets

Note 2.1A: Cash and cash equivalents

Cash on hand or on deposit

Total cash and cash equivalents

13,881,346	27,572,123
13,881,346	27,572,123

Accounting policy

Cash is recognised at its nominal amount. Cash and cash equivalents includes:

- a) cash on hand; and
- b) demand deposits in bank accounts with an original maturity of three months or less that are readily convertible to known amounts of cash and subject to insignificant risk of changes in value.

Note 2.1B: Trade and other receivables

Goods and services receivables

Goods and services ¹

Total goods and services receivables

3,756,748	732,558
3,756,748	732,558

Department of Agriculture, Fisheries and Forestry

Receivables

Total receivables from the Department of Agriculture, Fisheries and Forestry

266,666	12,358
266,666	12,358

Other receivables

GST receivable from the Australian Taxation Office

Interest from the Commonwealth Bank

Total other receivables

Total trade and other receivables

13,408	33,832
45,244	212,124
58,652	245,956
4,082,066	990,872

Trade and other receivables are expected to be recovered

No more than 12 months

Total trade and other receivables

4,082,066	990,872
4,082,066	990,872

¹ Credit terms for goods and services are within 30 days (2023-24: 30 days).

Accounting policy

Financial assets

Trade receivables, loans and other receivables that are held for the purpose of collecting the contractual cash flows where the cash flows are solely payments of principal and interest, that are not provided at below-market interest rates, are subsequently measured at amortised cost using the effective interest method adjusted for any loss allowance.

Note 2.2: Non-financial assets

Note 2.2A: Reconciliation of the opening and closing balances of property, plant and equipment and intangibles

	Buildings \$	Plant and equipment \$	Intangibles \$	Total \$
As at 1 July 2024				
Gross book value	1,591,224	138,630	1,036,330	2,766,184
Accumulated depreciation, amortisation and impairment	(842,013)	-	(905,893)	(1,747,906)
Total as at 1 July 2024	749,211	138,630	130,437	1,018,278
Revaluations recognised in other comprehensive income ¹	-	-	-	-
Depreciation and amortisation	-	(44,406)	(39,095)	(83,501)
Depreciation on right-of-use assets	(112,548)	-	-	(112,548)
Remeasurement of right-of-use assets	-	-	-	-
Total as at 28 February 2025	636,663	94,224	91,342	822,229
Total as at 28 February 2025 represented by				
Gross book value	1,591,224	138,630	1,036,330	2,766,184
Accumulated depreciation, amortisation and impairment	(954,561)	(44,406)	(944,988)	(1,943,955)
Total as at 28 February 2025	636,663	94,224	91,342	822,229
Carrying amount of right-of-use assets	636,663	-	-	636,663

Accounting policy

Assets are recorded at cost on acquisition except as stated below. The cost of acquisition includes the fair value of assets transferred in exchange and liabilities undertaken. Financial assets are initially measured at their fair value plus transaction costs where appropriate.

Assets acquired at no cost, or for nominal consideration, are initially recognised as assets and income at their fair value at the date of acquisition, unless acquired as a consequence of restructuring of administrative arrangements. In the latter case, assets are initially recognised as contributions by owners at the amounts at which they were recognised in the transferor's accounts immediately prior to the restructuring.

Asset recognition threshold

Purchases of property, plant and equipment are recognised initially at cost in the Statement of Financial Position, except for purchases costing less than \$5,000 that are expensed in the year of acquisition (other than where they form part of a group of similar items where the value is greater than \$5,000).

Lease right-of-use (ROU) assets

Leased ROU assets are capitalised at the commencement date of the lease and comprise of the initial lease liability amount, initial direct costs incurred when entering into the lease less any lease incentives received. These assets are accounted for by Commonwealth lessees as separate asset classes to corresponding assets owned outright, but included in the same column as where the corresponding underlying assets would be presented if they were owned.

Following initial application, an impairment review is undertaken for any ROU lease asset that shows indicators of impairment and an impairment loss is recognised against any ROU lease asset that is impaired. Lease ROU assets continue to be measured at cost after initial recognition in Commonwealth agency, general government sector (GGS) and whole of government financial statements.

Revaluations

Following initial recognition at cost, property, plant and equipment (excluding ROU assets) are carried at fair value less subsequent accumulated depreciation and accumulated impairment losses. Valuations are conducted with sufficient frequency to ensure that the carrying amounts of assets do not differ materially from the assets' fair values as at the reporting date. The regularity of independent valuations depend on the volatility of movements in market values for the relevant assets.

Revaluation adjustments are made on a class basis. Any revaluation increment is credited to equity under the heading of asset revaluation reserve except to the extent that it reverses a previous revaluation decrement of the same asset class that was previously recognised in the surplus/deficit. Revaluation decrements for a class of assets are recognised directly in the surplus/deficit except to the extent that they reversed a previous revaluation increment for that class.

Any accumulated depreciation as at the revaluation date is eliminated against the gross carrying amount of the asset, and the asset restated to the revalued amount.

Depreciation

Depreciable property, plant and equipment assets are written off to their estimated residual values over their estimated useful lives to the FRDC using, in all cases, the straight-line method of depreciation.

Depreciation rates (useful lives), residual values and methods are reviewed at each reporting date and necessary adjustments are recognised in the current, or current and future reporting periods, as appropriate.

Depreciation rates applying to each class of depreciable asset are based on the following useful lives:

	2024-25	2023-24
Buildings (including ROU assets)	Lease term	Lease term
Leasehold improvements	Lease term	Lease term
Plant and equipment	up to 5 years	up to 5 years

Impairment

All assets were assessed for impairment at 28 February 2025. Where indications of impairment exist, the asset's recoverable amount is estimated and an impairment adjustment made if the asset's recoverable amount is less than its carrying amount.

The recoverable amount of an asset is the higher of its fair value less costs of disposal and its value in use. Value in use is the present value of the future cash flows expected to be derived from the asset. Where the future economic benefit of an asset is not primarily dependent on the asset's ability to generate future cash flows, and the asset would be replaced if the FRDC were deprived of the asset, its value in use is taken to be its depreciated replacement cost.

Derecognition

An item of property, plant and equipment is derecognised upon disposal, or when no further future economic benefits are expected from its use or disposal.

Intangibles

The FRDC's intangibles comprise internally developed software and purchased software for internal use. These assets are carried at cost less accumulated amortisation and accumulated impairment losses.

Software is amortised on a straight-line basis over its anticipated useful life. The useful lives of the FRDC's software is 10 years (2023-24: 10 years).

All software assets were assessed for indications of impairment as at 28 February 2025.

	2024-25	2023-24
	\$	\$
Note 2.2B: Other non-financial assets		
Prepayments	44,537	31,300
Total other non-financial assets	44,537	31,300

	2024-25	2023-24
	\$	\$
Note 2.3: Payables		
Note 2.3A: Suppliers		
Trade creditors and accruals	51,500	16,500
Total suppliers	51,500	16,500
Settlement is usually made within 30 days.		
Note 2.3B: Projects		
Projects		
Australian Government entities	-	-
State and territory governments	-	-
Universities and educational bodies	-	-
Industry (commercial, recreational and Indigenous)	-	-
Contract liabilities ¹	4,435,413	7,277,822
Other	13,189	(160,093)
Total projects	4,448,602	7,117,729

¹ The contract liabilities from contracts with customers are associated with funding provided for research and development activities under Funding Agreements with the Department of Agriculture, Fisheries and Forestry, NSW Department of Primary Industries , Australian Maritime Safety Authority, Department of Agriculture and Fisheries QLD and Department Primary Industries SA as detailed below.

Department of Agriculture, Fisheries and Forestry

- Developing Australia's Seaweed Farming Refer to DAFF RCTI HAP026788
- Assist with data generation to support Australian Pesticides and Veterinary Medicines Authority (APVMA) application
- Development of on-farm biosecurity plan implementation support programs for the aquaculture industry
- Aquatic Animal Health Training Scheme 2019 - 2022
- Marine and freshwater finfish / Bacteria / Trimetsulpha - 4-IIGB21V and parasites / Chloramine-T - 4-IIBJFYC
- Peracetic - Ag Vet 6 - 4-G1AHKTN
- Finfish Parasites - Toltrazuril - 4-GWT37U6
- Marine finfish - Susceptible bacterial infections

NSW Department of Primary Industries

- NSW seafood product development program
- Research project to investigate and develop a framework to establish Aboriginal commercial fishing, aquaculture
- Research and development for Harvest Strategies in NSW
- Climate Change Vulnerability, Adaptation and Mitigation

Australian Maritime Safety Authority

- Seafood Industry Safety Initiative (SISI) funding support

Department of Agriculture and Fisheries QLD

- Queensland aquaculture and Climate Change Vulnerability, Adaptation and Mitigation

Department of Primary Industries SA

- Science Support Initiatives and Snapper Science Program

Accounting policy

Project payables are recognised at their nominal amounts, being the amounts at which the liabilities will be settled. They relate to payments approved on achievement of agreed deliverables, but which were unpaid at the end of the reporting period. Settlement is usually made within 30 days.

As per AASB 15 *Revenue from Contracts with Customers* , contract liabilities are recognised at their nominal amounts, being the amounts at which the liabilities are not yet settled. They relate to payments received for funding provided for research and development activities, of which specific performance obligations were not met at the end of the reporting period.

	2024-25	2023-24
	\$	\$
Note 2.3C: Other payables		
FBT payable	(3,148)	(5,136)
PAYG payable	-	106,896
Other	-	-
Total other payables	(3,148)	101,760

	2024-25	2023-24
	\$	\$
Note 2.4: Interest bearing liabilities		
Note 2.4A: Leases		
Lease liabilities ¹	692,839	846,802
Total leases	692,839	846,802

¹ Total cash outflow for leases for the period ended 28 February 2025 was \$114,372 (2024 \$97,373)

The FRDC in its capacity as lessee has leased office accommodation located at:

- Fisheries Research House, 25 Geils Court, Deakin, Australian Capital Territory, expires on 31 August 2026, with a 3-year right of renewal to 31 August 2029. Lease payments are paid on a monthly basis and subject to a 4 per cent annual increase in accordance with the lease agreement.
- Wine Australia, corner of Botanic and Hackney Roads, Adelaide, South Australia, expires on 31 July 2026, with a right of renewal on 1 August 2026. Lease payments are paid on a monthly basis and subject to a CPI annual increase in accordance with the lease agreement.

The above lease disclosures should be read in conjunction with the accompanying Notes 1.1B and 2.4A.

Accounting policy

For all new contracts entered into, the FRDC considers whether the contract is, or contains a lease. A lease is defined as 'a contract, or part of a contract, that conveys the right to use an asset (the underlying asset) for a period of time in exchange for consideration'.

Once it has been determined that a contract is, or contains a lease, the lease liability is initially measured at the present value of the lease payments unpaid at the commencement date, discounted using the interest rate implicit in the lease, if that rate is readily determinable, or the FRDC's incremental borrowing rate.

Subsequent to initial measurement, the liability will be reduced for payments made and increased for interest. It is remeasured to reflect any reassessment or modification to the lease. When the lease liability is remeasured, the corresponding adjustment is reflected in the right-of-use asset or profit and loss depending on the nature of the reassessment or modification.

3. People and relationships

	2024-25	2023-24
	\$	\$
Note 3.1: Employee provisions		
Note 3.1A: Employee provisions		
Leave	1,478,990	1,398,753
Total employee provisions	1,478,990	1,398,753

Accounting policy

Liabilities for short-term employee benefits and termination benefits expected within 12 months of the end of reporting period are measured at their nominal amounts.

Leave

The liability for employee benefits includes provision for annual leave and long service leave. The leave liabilities are calculated on the basis of employees' remuneration at the estimated salary rates that will be applied at the time the leave is taken, including the FRDC's employer superannuation contribution rates to the extent that the leave is likely to be taken during service rather than paid out on termination. The liability for long service leave has been determined by reference to the requirements of the short-hand method. The estimate of the present value of the liability takes into account attrition rates and pay increases through promotion and inflation.

Superannuation

The FRDC's staff are members of the Public Sector Superannuation Scheme (PSS), or the PSS accumulation plan (PSSap), or other superannuation funds held outside the Australian Government.

The PSS is a defined benefit scheme for the Australian Government. The PSSap and any other superannuation funds are defined contribution schemes.

The liability for defined benefits is recognised in the financial statements of the Australian Government and is settled by the Australian Government in due course. This liability is reported in the Department of Finance's administered schedules and notes.

The FRDC makes employer contributions to the employee's defined benefit superannuation scheme at rates determined by an actuary to be sufficient to meet the current cost to the Australian Government. The FRDC accounts for the contributions as if they were contributions to defined contribution plans.

Note 3.2: Key management personnel remuneration

Key management personnel are those persons having authority and responsibility for planning, directing and controlling the activities of the FRDC, directly or indirectly, including any director of the Board (whether executive or otherwise) of the FRDC. The FRDC has determined the key management personnel to be the non-executive directors, the Managing Director and senior general managers. Key management personnel remuneration is reported in the table below:

	2024-25 \$	2023-24 \$
Short-term employee benefits	1,197,632	1,197,613
Post-employment benefits	207,611	175,745
Other long-term employee benefits	35,727	35,905
Total key management personnel remuneration expenses ¹	1,440,969	1,409,263

¹ The total number of key management personnel that are included in the above table is 17 (2023-24: 14). They are made up of:

- one non-executive director (Chair)
- seven non-executive directors
- one Managing Director
- four senior general managers
- one acting senior general manager
- three non-executive directors (retired 31 August 2024)

The above key management personnel remuneration excludes the remuneration and other benefits of the Portfolio Minister. The Portfolio Minister's remuneration and other benefits are set by the Remuneration Tribunal and are not paid by the FRDC.

	2024-25	2023-24
Note 3.3: Annual total remuneration ranges (including superannuation) paid to key management personnel		
Nil to \$220,000	11	11
\$220,001 to \$245,000	3	1
\$245,001 to \$270,000	1	1
\$270,001 to \$295,000	1	0
\$395,001 to \$420,000	0	1
\$420,001 to \$445,000	1	0
Total number of key management personnel	17	14

Note 3.4: Related party disclosures**Related party relationships**

The FRDC is an Australian Government controlled entity. Related parties to this entity are non-executive directors, the Managing Director, senior general managers and other Australian Government entities.

The non-executive directors and the Managing Director of the FRDC during the year were:

Dr Elizabeth Woods OAM	Chair (Appointed 3 June 2024) (Member People and Culture Committee)
Dr Christopher Calogeras	Director (Re-appointed 1 September 2024) Deputy Chair to 31 August 2024, re-appointed from 8 January 2025) (Chair People and Culture Committee)
Ms Manuwuri Forester	Director (Appointed 1 September 2024) (Member People and Culture Committee)
Dr Patrick Hone	Managing Director
Mr Boris Musa	Director (Re-appointed 1 September 2024) (Member Finance and Audit Committee to 31 August 2024) (Member Finance Audit and Risk Management Committee to 20 February 2025) (Member People and Culture Committee from 20 February 2025)
Mr Alex Ogg	Director (Re-appointed 1 September 2024) (Member Finance and Audit Committee to 31 August 2024) (Member People and Culture Committee to 20 February 2025) (Member Finance Audit and Risk Management Committee from 20 February 2025)
Mr Yorick Piper	Director (Appointed 1 September 2024) (Member People and Culture Committee)
Dr Lyndal Thorburn	Director (Re-appointed 1 September 2024) (Acting Chair Finance Audit and Risk Management Committee from 25 October 2024)
Ms Katherine Winchester	Director (Appointed 1 September 2024) (Member Finance Audit and Risk Management Committee)
Professor Colin D. Buxton	Director (Retired 31 August 2024)
Dr Saranne Cooke	Director (Retired 31 August 2024)
Mrs Suzanne Hullick	Director (Retired 31 August 2024)

Note 3.4A: Transactions with director-related entities

The FRDC's practice is to disclose all transactions with an entity with whom a director or senior general managers has an association. This means that where directors or senior general managers have disclosed a material personal interest, all the transactions with that entity will be disclosed. Typically, the FRDC will not transact with all the entities for which a director has made such a declaration. The transactions that are not with related parties as defined by AASB 124 *Related Party Disclosures*, are identified below with an asterisk (*).

The FRDC's 'Board governance policy' provides guidance to directors on how the FRDC deals with material personal interests. Where a director has an association with an entity where a conflict has the potential to arise, in addition to the duty to disclose that association, the director absents him/herself from both the discussion and the decision-making process.

Given the breadth of Australian Government activities, related parties may transact with the government sector in the same capacity as ordinary citizens. These transactions have not been separately disclosed in this note.

The directors disclosed material personal interests during the directors' related period.

Director	Organisation and position held	Nature of interest
Professor C. D. Buxton	Institute for Marine and Antarctic Studies University of Tasmania * <i>Adjunct Professor</i> 1 July 2023 to 30 June 2024	Research projects or work undertaken by the organisation
Dr C. Calogeras	C-AID Consultants <i>Director</i> 1 July 2024 to current	Research projects or work undertaken by the organisation
	Atlantis Fisheries Consulting Group <i>Associate Northern Fisheries and Lead Indigenous Services Division</i> 1 July 2024 to current	Research projects or work undertaken by the organisation
	Seafood Industry Australia <i>Member (non-voting)</i> 1 July 2024 to current	Research projects or work undertaken by the organisation
	Northern Territory Seafood Council <i>Secretary</i> 1 Nov 2024 to current	Research projects or work undertaken by the organisation
Dr P. Hone	CEO's Committee for the Council of Rural Research and Development Corporations <i>Member</i> 1 July 2024 to current	Research projects or work undertaken by the organisation
	Women In Seafood Australasia Ltd <i>Member</i> 1 July 2024 to current	Research projects or work undertaken by the organisation
	International Coalition of Fisheries Associations (ICFA) <i>Deputy President</i> 1 July 2024 to current	Research projects or work undertaken by the organisation
Mr B. Musa	Australian Barramundi Farmers Association (ABFA) <i>Non-executive Director and Treasurer</i> FRDC Project Number 2020-127 "ABFA IPA: RD&E project investment and management via ABFA strategic plan 2021-2025" 1 July 2024 to current	Research projects or work undertaken by the organisation
Mr A. Ogg	Seafood Industry Australia <i>Member</i> 1 July 2024 to current	Research projects or work undertaken by the organisation
	Blue Economy CRC Co Ltd <i>Member</i> 1 July 2024 to current	Research projects or work undertaken by the organisation
	Climate-KIC Australia Ltd FRDC Project 2022-141 "SIA early mover micro project - integrated wave energy microgrid design" <i>Co-investigator</i> 1 July 2024 to current	Research projects or work undertaken by the organisation
Dr L. Thorburn	Women In Seafood Australasia Ltd <i>Member</i> 1 July 2024 to current	Research projects or work undertaken by the organisation
Dr E. Woods	Chair Australian Institute of Marine Science Council 1 July 2024 to current	Research projects or work undertaken by the organisation
	CSIRO to the Steering Committee for the Marine National Facilities, sub-committee of the CSIRO Board <i>Member</i> 12 July 2024 to current	Research projects or work undertaken by the organisation
Ms K. Winchester	Women In Seafood Australasia Ltd <i>Member</i> 12 September 2024 to current	Research projects or work undertaken by the organisation

The senior general managers disclosed material personal interests during the senior general managers related period.

Senior General Managers	Organisation and position held	Nature of interest
Ms C. Cole	Women In Seafood Australasia Ltd Member 1 July 2024 to current	Research projects or work undertaken by the organisation
Ms K. Dunstan	Women In Seafood Australasia Ltd Member 1 July 2024 to current	Research projects or work undertaken by the organisation

The following transactions occurred during the directors' and senior general managers related period with these entities.

Transactions with related parties	2024-25		2023-24	
	Expenditure	Income	Expenditure	Income
Atlantis Fisheries Consulting Group	-	43,492	10,863	-
Australian Barramundi Farmers Association	168,040	-	74,250	-
Blue Economy CRC Co Ltd	4,637,415	-	-	-
C-AID Consultants	-	-	-	-
Charles Sturt University	18,700	-	-	-
Climate-KIC Australia Ltd	181,320	-	-	-
Council of Rural Research and Development Corporations	7,482	-	4,355	-
DigsFish Services Pty Ltd	31,240	-	-	-
Fishwell Consulting	-	-	100,244	-
International coalition of fisheries associations ICFA	9,681	-	-	-
Institute for Marine and Antarctic Studies - University of Tasmania	849,902	43,703	2,350,001	6,903
National Marine Science Committee	-	-	-	26,391
Seafood Industry Australia	678,321	-	316,646	-
School of Humanities and Social Sciences, Faculty of Arts and Education - Deakin University	-	-	54,676	-
Southern Rock Lobster Ltd	117,700	-	390,048	-
Women In Seafood Australasia	1,188	-	19,800	-
All transactions were conducted under normal terms and conditions and include GST.				

Note 3.4B: Other related party disclosures

Department of Agriculture, Fisheries and Forestry

Funding provided for research and development activities under a Funding Agreement with the Department of Agriculture, Fisheries and Forestry for the following programs.

- Developing Australia's Seaweed Farming Refer to DAFF RCTI HAP026788
- Assist with data generation to support Australian Pesticides and Veterinary Medicines Authority (APVMA) application
- Development of on-farm biosecurity plan implementation support programs for the aquaculture industry
- Aquatic Animal Health Training Scheme 2019 - 2022
- Marine and freshwater finfish / Bacteria / Trimetsulpha - 4-IIGB21V and parasites / Chloramine-T - 4-IIBJFYC
- Peracetic - Ag Vet 6 - 4-G1AHKTN
- Finfish Parasites - Toltrazuril - 4-GWT37U6
- Marine finfish - Susceptible bacterial infections

Agricultural Innovation Australia

The FRDC a member of Agricultural Innovation Australia (AIA), a company limited by guarantee. The constitution of AIA prohibits the distribution of any assets and income to its members. FRDC has no ownership or controlling interest in AIA that would require recognition or disclosure within FRDC's Financial Statements.

4. Financial instruments and fair value measurement

	2024-25	2023-24
	\$	\$
Note 4.1: Financial instruments		
Note 4.1A: Categories of financial instruments		
Financial assets at amortised cost		
Cash and cash equivalents	13,881,346	27,572,123
Trade and other receivables	3,801,992	944,682
Total financial assets at amortised cost	17,683,338	28,516,805
Total financial assets	17,683,338	28,516,805
Financial liabilities		
Financial liabilities measured at amortised cost		
Suppliers	51,500	16,500
Projects	4,448,602	7,117,729
Total financial liabilities measured at amortised cost	4,500,102	7,134,229
Total financial liabilities	4,500,102	7,134,229

Accounting policy

Financial assets

As per AASB 9 *Financial Instruments*, the FRDC classifies its financial assets in the following category:

- financial assets measured at amortised cost.

The classification depends on both the FRDC's business model for managing the financial assets and contractual cash flow characteristics at the time of initial recognition. Financial assets are recognised when the FRDC becomes a party to the contract and, as a consequence, has a legal right to receive or a legal obligation to pay cash and derecognised when the contractual rights to the cash flows from the financial asset expire or are transferred upon trade date.

Financial assets at amortised cost

Financial assets included in this category need to meet two criteria:

1. the financial asset is held in order to collect the contractual cash flows; and
2. the cash flows are solely payments of principal and interest (SPPI) on the principal outstanding amount.

Amortised cost is determined using the effective interest method.

Effective interest method

Income is recognised on an effective interest rate basis for financial assets that are recognised at amortised cost.

Impairment of financial assets

Financial assets are assessed for impairment at the end of each reporting period based on expected credit losses, using the general approach which measures the loss allowance based on an amount equal to lifetime expected credit losses where risk has significantly increased, or an amount equal to 12-month expected credit losses if risk has not increased.

The simplified approach for trade, contract and lease receivables is used. This approach always measures the loss allowance as the amount equal to the lifetime expected credit losses.

A write-off constitutes a derecognition event where the write-off directly reduces the gross carrying amount of the financial asset.

Financial liabilities

Financial liabilities are classified as either financial liabilities 'at fair value through profit or loss' or other financial liabilities.

Financial liabilities are recognised and derecognised upon 'trade date'.

Financial liabilities at amortised cost

Financial liabilities, including borrowings, are initially measured at fair value, net of transaction costs. These liabilities are subsequently measured at amortised cost using the effective interest method, with interest expense recognised on an effective interest basis.

Supplier and other payables are recognised at amortised cost. Liabilities are recognised to the extent that the goods or services have been received (and irrespective of having been invoiced).

	2024-25	2023-24
	\$	\$
Note 4.1B: Net gains or losses on financial assets		
Financial assets at amortised cost		
Interest revenue	586,981	1,001,445
Net gains on financial assets at amortised cost	586,981	1,001,445

There are no gains or losses on financial liabilities.

Note 4.2: Fair value measurement

Accounting policy

FRDC engaged Jones Lang LaSalle Public Sector Valuations (JLL) to conduct an asset revaluation of all plant and equipment assets as at 30 June 2024. An annual assessment is undertaken to determine whether the carrying amount of the assets is materially different from the fair value. Comprehensive valuations are carried out at least once every three years. JLL has provided written assurance to the FRDC that the models developed are in compliance with AASB 13.

The methods utilised to determine and substantiate the unobservable inputs are derived and evaluated as follows.

Physical depreciation and obsolescence under the depreciated replacement cost approach, the estimated cost to replace the asset is calculated and then adjusted to take into account physical depreciation and obsolescence. Physical depreciation and obsolescence has been determined based on professional judgement regarding physical, economic and external obsolescence factors relevant to the asset under consideration. For all leasehold improvement assets, the consumed economic benefit / asset obsolescence deduction is determined based on the term of the associated lease.

FRDC's policy is to recognise transfers into, and transfers out of, fair value hierarchy levels as at the end of the reporting period.

Note 4.2A: Fair value measurement

	Fair value measurements at the end of the reporting period	
	2024-25	2023-24
	\$	\$
Non-financial assets		
Leasehold improvements	132,600	189,000
Plant and equipment	6,030	9,750
Total non-financial assets	138,630	198,750

5. Other information

	2024-25	2023-24
	\$	\$

Note 5.1: Current/non-current distinction for assets and liabilities**Note 5.1A: Current/non-current distinction for assets and liabilities****Assets expected to be recovered in:****No more than 12 months**

Cash and cash equivalents	13,881,346	27,572,123
Trade and other receivables	4,082,066	990,872
Other non-financial assets	44,537	31,300
Total no more than 12 months	18,007,949	28,594,295

More than 12 months

Buildings	636,663	796,138
Plant and equipment	94,224	154,860
Intangibles	91,342	161,979
Total more than 12 months	822,229	1,112,977
Total assets	18,830,178	29,707,272

Liabilities expected to be settled in:**No more than 12 months**

Suppliers	51,500	16,500
Projects	4,448,602	7,117,729
Other payables	(3,148)	101,760
Leases	188,136	179,149
Employee provisions	385,129	376,011
Total no more than 12 months	5,070,219	7,791,149

More than 12 months

Leases	504,703	667,653
Employee provisions	1,093,861	1,022,742
Total more than 12 months	1,598,564	1,690,395
Total liabilities	6,668,783	9,481,544









2025-02-28 Financial Statements

Final Audit Report

2025-04-14

Created:	2025-04-14
By:	Priti Narayan (Priti.Narayan@frdc.com.au)
Status:	Signed
Transaction ID:	CBJCHBCAABAAIcA2MYkiXODZlbH0toVAhwp710Xzkqql

"2025-02-28 Financial Statements" History

-  Document created by Priti Narayan (Priti.Narayan@frdc.com.au)
2025-04-14 - 0:09:29 AM GMT- IP address: 220.233.142.2
-  Document emailed to Cheryl Cole (cheryl.cole@frdc.com.au) for signature
2025-04-14 - 0:10:34 AM GMT
-  Email viewed by Cheryl Cole (cheryl.cole@frdc.com.au)
2025-04-14 - 0:10:42 AM GMT- IP address: 48.215.3.154
-  Document e-signed by Cheryl Cole (cheryl.cole@frdc.com.au)
Signature Date: 2025-04-14 - 0:16:44 AM GMT - Time Source: server- IP address: 220.233.142.2
-  Document emailed to Patrick Hone (PATRICK.HONE@FRDC.COM.AU) for signature
2025-04-14 - 0:16:46 AM GMT
-  Email viewed by Patrick Hone (PATRICK.HONE@FRDC.COM.AU)
2025-04-14 - 0:16:53 AM GMT- IP address: 68.218.165.131
-  Document e-signed by Patrick Hone (PATRICK.HONE@FRDC.COM.AU)
Signature Date: 2025-04-14 - 6:04:15 AM GMT - Time Source: server- IP address: 138.217.194.74
-  Agreement completed.
2025-04-14 - 6:04:15 AM GMT