

NT



Social and Economic Survey of
Recreational Fishers 2018-2021

Northern Territory



© 2023 Fisheries Research and Development Corporation.
All rights reserved.

National Social and Economic Survey of Recreational Fishers 2018-2021
FRDC Project No 2018-161

July 2023

Ownership of Intellectual property rights

Unless otherwise noted, copyright (and any other intellectual property rights, if any) in this publication is owned by the Fisheries Research and Development Corporation, the Australian Bureau of Agricultural and Resource Economics and Sciences (ABARES), and University of Canberra.

This publication (and any information sourced from it) should be attributed to Moore, A, Schirmer, J, Magnusson, A, Keller, K, Hinten, G, Galeano, D, Woodhams, J, Wright, D, Maloney, L, FRDC, ABARES, UC, 2023, National Social and Economic Survey of Recreational Fishers 2018-2021, February. CC BY 3.0.

Creative Commons licence

All material in this publication is licensed under a Creative Commons Attribution 3.0 Australia Licence, save for content supplied by third parties, logos and the Commonwealth Coat of Arms.



Creative Commons Attribution 3.0 Australia Licence is a standard form licence agreement that allows you to copy, distribute, transmit and adapt this publication provided you attribute the work. A summary of the licence terms is available from <https://creativecommons.org/licenses/by/3.0/au/>. The full licence terms are available from <https://creativecommons.org/licenses/by-sa/3.0/au/legalcode>.

Inquiries regarding the licence and any use of this document should be sent to: frdc@frdc.com.au

Disclaimer

The authors do not warrant that the information in this document is free from errors or omissions. The authors do not accept any form of liability, be it contractual, tortious, or otherwise, for the contents of this document or for any consequences arising from its use or any reliance placed upon it. The information, opinions and advice contained in this document may not relate, or be relevant, to a readers particular circumstances. Opinions expressed by the authors are the individual opinions expressed by those persons and are not necessarily those of the publisher, research provider or the FRDC.

The Fisheries Research and Development Corporation plans, invests in and manages fisheries research and development throughout Australia. It is a statutory authority within the portfolio of the federal Minister for Agriculture, Fisheries and Forestry, jointly funded by the Australian Government and the fishing industry.

Acknowledgement of Country

We acknowledge the Traditional Custodians of Australia and their continuing connection to land and sea, waters, environment and community. We pay our respects to the Traditional Custodians of the lands we live and work on, their culture, and their Elders past and present.

Introduction

Most Australians have gone fishing at some point in their life and for many, recreational fishing is something they do every year. In 2000, Australia's first national recreational fishing survey found that if you ask Australians when they last went fishing, almost one in five – 19.5%, had gone fishing within the last 12 months¹. This is almost double the global average, with 10.5% of the global population estimated to be recreational fishers².

Since 2000, the Australian population has grown, become more urban and more diverse. Between 2019 and 2021, a second national survey of recreational fishing in Australia was conducted to examine how participation in fishing is changing as Australia changes.

As well as finding out how participation in fishing is changing, the 2019-2021 National Social and Economic Survey of Recreational Fishers focused on improving our understanding of social and economic aspects of fishing, including:

- Which Australians are more or less likely to be recreational fishers?
- How much economic activity is generated by recreational fishing?
- Does going fishing support a person's health and wellbeing?
- Do Australians find fishing a socially acceptable activity?
- How many fishers invest time in supporting the health of the environment they fish in?

More than 20,000 fishers across Australia took part in the survey. This report gives a snapshot of findings about recreational fishing in the Northern Territory.

1 Henry and Lyle 2003
2 Arlinghaus et al. 2015

Recreational fishing in Australia

The *National Social and Economic Survey of Recreational Fishers* found that recreational fishing continues to be an important recreational activity. In fact, around one in five Australians goes fishing every year – similar to 20 years ago. Because Australia’s population has grown substantially in the last two decades, the number of people who go fishing every year has increased from around 3.4 million in 1999-2000 to 4.2 million in 2020. However, rates of participation in fishing depend on a range of factors including where a person lives, their age and their gender.

Australians spend an estimated 28 million days fishing each year with around 68% of fishers going fishing less than five days a year and 17% fishing between five and nine days a year. Of the 15% who go fishing 10 or more days a year, 4% are highly avid fishers who fish 20 or more days.

As of 2019-20, recreational fishing contributed just over \$11 billion to the Australian economy, and over 100,000 jobs nationally. This economic contribution occurs across Australia in both urban and rural areas - in the cities, activity generated by purchasing fishing equipment and supplies is a big driver of economic activity, while in rural areas, spending on accommodation and food are also important ways recreational fishers contribute to economic activity.

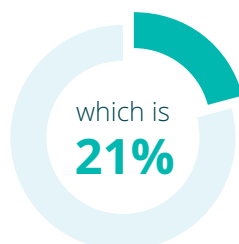
The survey was conducted over a period of time, starting before the Black Summer bushfires that affected many parts of Australia and continued through the COVID-19 pandemic. This timeframe provided an opportunity to understand how significant national and global events affect participation in fishing.

Recreational fishers surveyed numerous times during 2019 to 2021, reported fishing less often during the Black Summer bushfires, particularly those living in Victoria, New South Wales and the Australian Capital Territory, where the bushfires were most widespread.

The first year of the COVID-19 pandemic and subsequent lockdowns in the following year were also associated with a fall in how often people went fishing. The lowest level of fishing activity occurred in March and April 2020 when nation-wide restrictions on movement, and a recreational fishing ban in Victoria, were in place.

The data also showed that few people stopped fishing completely; while many fished fewer days than usual, it was rare for a fisher to stop fishing completely due to these events.

4.2 Million
recreational fishers
per year **in Australia**

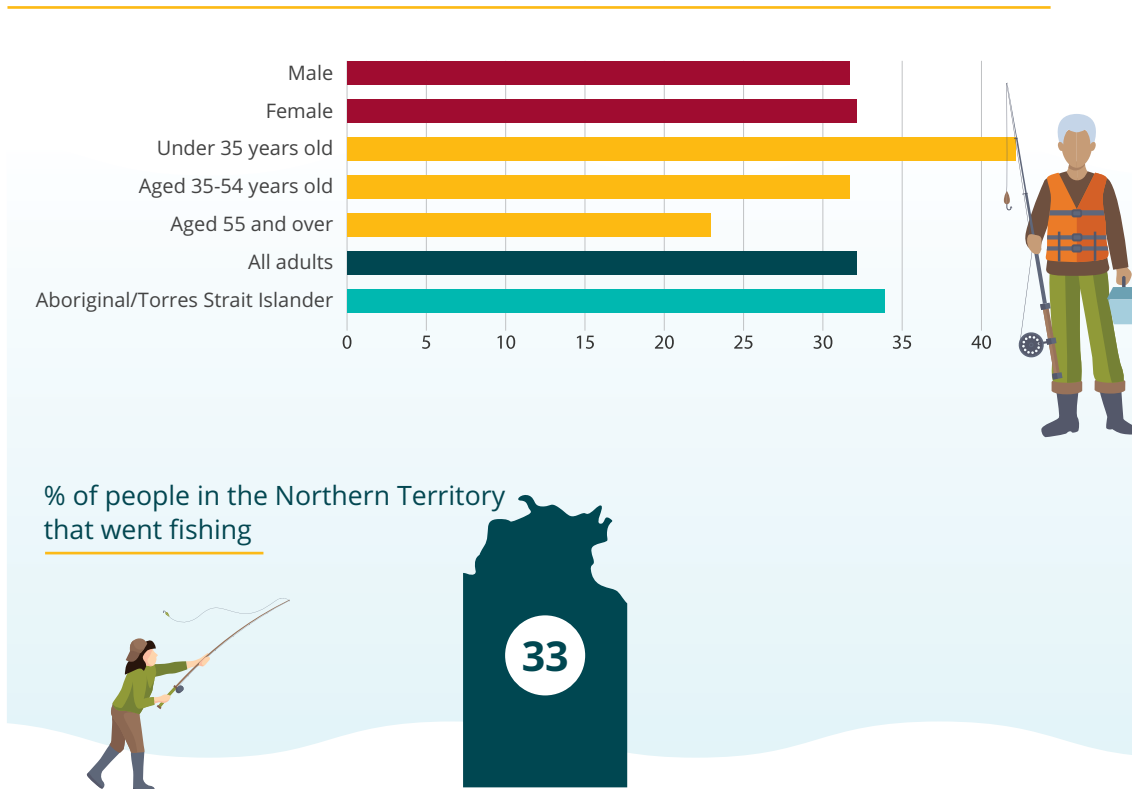


Who goes fishing?

Across Australia, participation in fishing is higher amongst men (25.3%) than women (17.8%), and over the lifespan reaches its peak amongst those aged 35 to 44 (27.4%) and then declines with age, with 11.5% of those aged 75 and over going fishing. Fishing is a more common recreational activity amongst those living outside major cities (29.9%), with fewer people in major cities going fishing (18.0%). Aboriginal and Torres Strait Islander people are much more likely to engage in fishing (38.1%) compared to those who are not Indigenous (21.0%), while those born in countries other than Australia are less likely to be fishers.

In The Northern Territory, 32.7% of adults went fishing in 2018 – meaning approximately 60,800 adults living in the NT went fishing at least once in that year. This participation rate is much higher than the Australian average of 21.4%, and the highest of any Australian state or territory. Participation in fishing was particularly higher than average amongst women (33.0% in the NT compared to 17.8% nationally) and younger adults (43.2% of those aged under 35, compared to 23.2% nationally).

% of adult (18+) population who recreationally fish per year



How often do people go fishing and where do they fish?

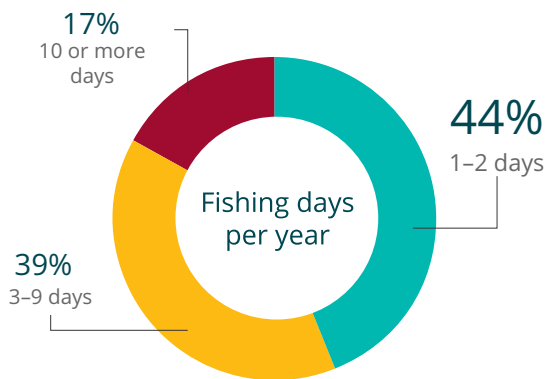
In 2018-19, Australia's 4.2 million fishers participated in 28.6 million 'fishing events'. A fishing event means going on a fishing trip for part or all of a day. Some of these fishing events involved a single fisher and other events involved many people fishing together. A large amount of this fishing effort was undertaken by avid fishers, who tend to go fishing many days every year. A smaller amount was contributed by the many fishers who go fishing only once or twice a year. Nationwide, 39.9% of fishers go fishing once or twice a year. However, this group makes up around 9.6% of fishing days. Meanwhile, only 5.0% of fishers go fishing 20 or more days a year – but contribute 21.5% of fishing days.

Many fishers go fishing in more than one type of place in a year: across Australia, 63.1% reported fishing in freshwater areas in the last year, 76.2% in estuaries and 85.0% in saltwater areas. Most fishers had gone fishing

in more than one of these in the previous 12 months.

Of the 28.6 million fishing events that occurred in 2018-19, 1.7% (495,000 fishing events) involved recreational fishers who lived in the Northern Territory, reflecting the relatively small proportion of Australia's population who live in the NT. However, with many people from other parts of Australia visiting the NT to go fishing, fishing by NT residents represents only part of the fishing activity that occurs in the NT in any given year.

Across Australia, NT fishers were some of the most likely to engage in freshwater fishing, with 77.8% doing so compared to 63.1% of recreational fishers across Australia. Almost all NT fishers went fishing in saltwater (96.4%) and estuary (93.0%) areas.



Note: Due to smaller samples in NT, only three categories of fishing days are reported



“Territorian’s spend an estimated **500,000 days** fishing each year”

Fishing locations in last 12 months



A significant contributor to the economy

Recreational fishing in Australia in 2018-19 contributed an estimated \$11.5 billion to Australia’s gross domestic product (GDP) and supported over 100,000 full-time equivalent jobs in Australia. These estimates include all economic activity related to recreational fishing in Australia, but do not include recreational fishing activity generated by international residents who visit Australia, or recreational fishing undertaken outside Australia by Australian residents. This is the first study able to capture all economic activity occurring within Australia, as previous studies have typically examined a single State or Territory and have not always included economic activity generated by visitors to that state/territory who travelled there from other parts of Australia to fish, or economic activity generated by residents of that state/territory in other parts of Australia they have gone fishing in. As a result, the economic contributions estimated are larger than previous studies, due to capturing all these flows of activity between different states and territories.

In the Northern Territory, recreational fishing by both residents and visitors contributed an estimated \$270 million to the territory economy in 2019-20, and 2,523 full-time equivalent jobs. This included \$77 million in the local government area of Darwin and \$193 million elsewhere in the NT; however, much of the \$193 million was generated in and around the other local government areas that form part of Darwin, such as Palmerston.

Much of this activity is not directly generated by fishing, but results from the flow-on effects fishing generates in other parts of the economy. In the Northern Territory, fishing was directly responsible for 1,778 jobs in 2019-20 – for example, jobs in charter fishing, sales of fishing equipment, tackle and bait, and in accommodation and retail businesses used by recreational fishers when on fishing trips. This direct activity then generated further activity (746 jobs) by creating demand through spending of wages/salaries by those whose jobs were directly supported by recreational fishing, purchase of supplies, etc. Of the \$270 million, \$144 million was directly generated by recreational fishing, and \$126 million by the further indirect activity generated in other parts of the economy.

A lot of the economic contribution recreational fishing makes to the Northern Territory economy is a result of fishing by people who live in the region. However, a significant amount occurs due to spending by people who live in other parts of Australia and who either visit the NT to go fishing, or who buy fishing equipment or supplies from NT vendors. In total, 68.6% of the economic contribution recreational fishing makes to the NT economy is a result of fishing activity and associated spending by fishers who live in the territory. However, more than thirty per cent of the economic activity generated by fishing – 31.4% - results from interstate visitors who travel to the NT to go fishing, or who purchase fishing supplies and equipment from NT vendors.




Gross Domestic Product (GDP)

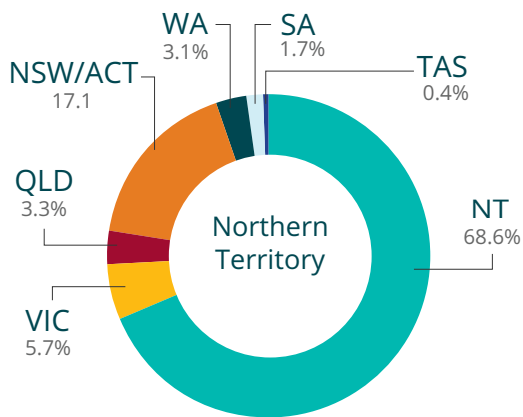
A measure of production. Specifically, the total value of all the final goods and services produced within a country.



“ Recreational fishing in the Northern Territory contributes over **2,500 jobs** and almost **\$270 million per year** to the Australian economy ”



Economic activity in the Northern Territory generated by recreational fishing came from fishers who live in...

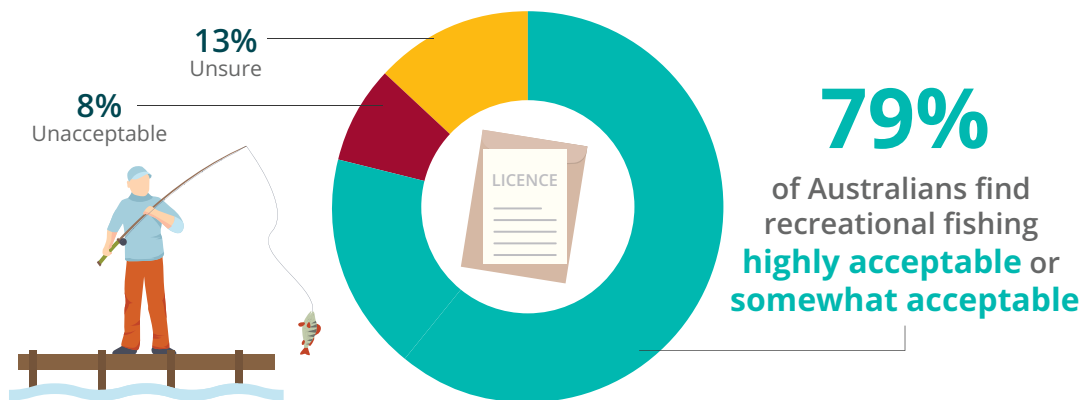


Social licence

Having a 'social licence to operate' is increasingly recognised as critical to the long-term future of many activities. Recreational fishing is no exception. Across Australia, 61.0% of Australians felt recreational fishing was a very acceptable activity, and another 18.1% found it moderately acceptable. Only 8.2% felt recreational fishing was unacceptable, while 12.7% were unsure.

In the NT, there were similar findings. Overall, 79.1% of NT residents feel recreational fishing is a moderately or highly acceptable activity. When examined by gender, 83.0% of men and 76.3% of women in the NT found recreational fishing moderately or very acceptable. Of those who had gone fishing in the last 12 months, 97.1% felt fishing was acceptable, compared to 70.6% of those who last went fishing more than 12 months ago.

Level of acceptability

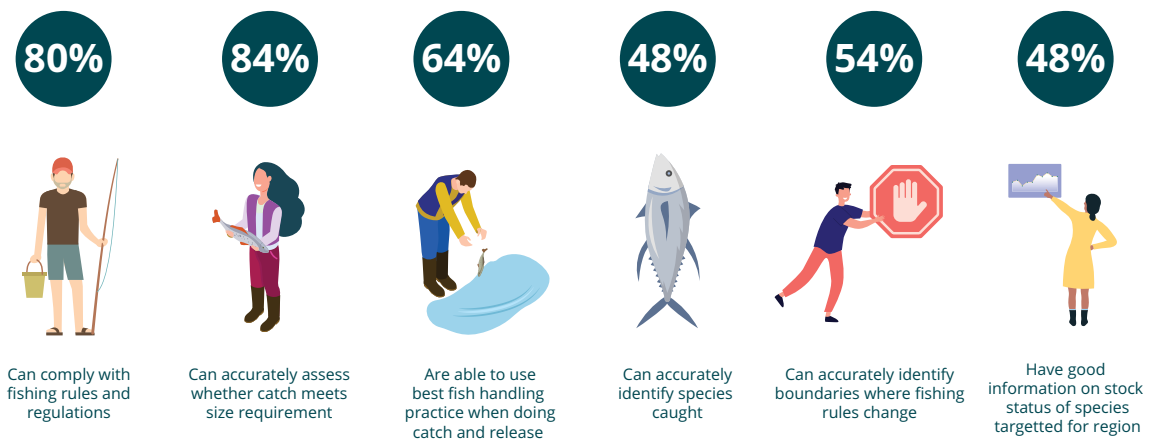


Environmental stewardship

Environmental stewardship is important in all areas of life, and recreational fishing is no exception. Being a good steward of the environment is important for many reasons. First and foremost, for recreational fishing to be sustainable into the future, it is critical that aquatic habitats are in good health. Recreational fishers can contribute to this in many ways, from ensuring their own fishing practices are sustainable, to supporting activities like monitoring environmental health and habitat restoration activities.

Almost all NT fishers feel able to comply with recreational fishing rules and regulations, and can assess whether their catch meets size requirements. However, NT fishers are less confident than those in other parts of Australia that they can use best practice fish handling techniques, accurately identify the species they catch, and identify the boundaries where fishing rules change.

Percentage of fishers who feel confident that they:

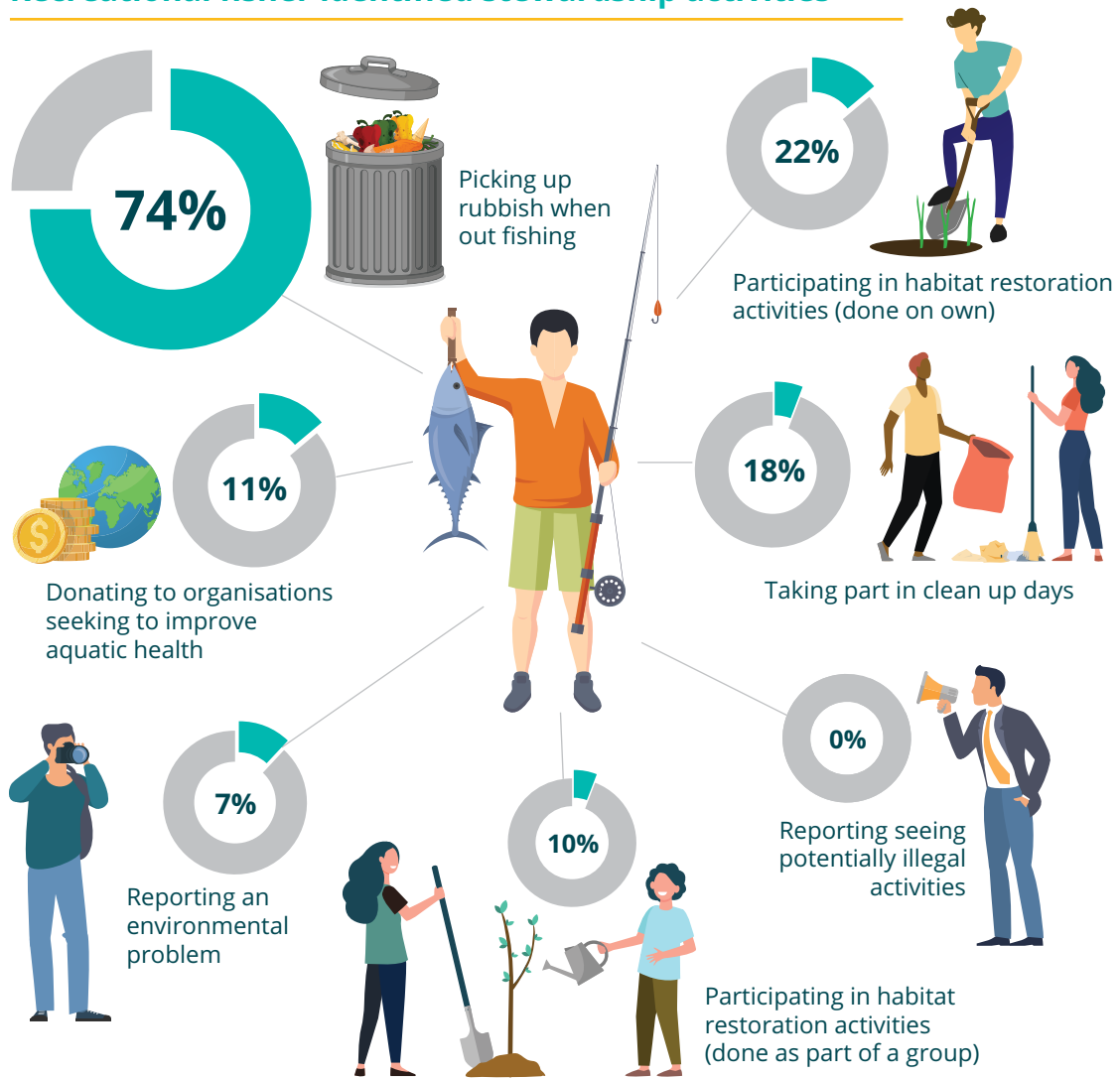


Many recreational fishers engage in different forms of environmental stewardship. The most common is picking up rubbish found when fishing and disposing of it responsibly, something done by more than 70% of recreational fishers nationwide and in the NT in a typical year. NT fishers were less likely than those in other parts of Australia to spend time reading, listening to or watching guidance on best practice fish handling in the last 12 months (18.5% compared to 29.2%), but more likely to have taken part in a ‘clean up’ day (18.5%).

However, relatively low sample sizes of NT fishers answering these specific questions means there is a high rate of sample error for these estimates.

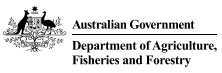
Encouraging continued growth in engagement in these types of actions, as well as others such as participating in clean up days, reporting environmental problems, and undertaking habitat rehabilitation and protection activities, can help continue building stewardship action amongst recreational fishers.

Recreational fisher identified stewardship activities¹



1 Some fishers do more than one of these activities





Find out more about the
National Recreational
Fishing Survey

